











NR	#	NAAM	Groep A/B	TOT KM / HM	RIT	1	2	3	4	5	6	7	8	9	10	11	12	13	14	15	16	17	18	19	20	21	22	23	24	25	26	27	28	29	30	31	32	33					
		HOOGTEMETERS A	#	18220	#	300	600	1100		473	272	945	850	900		1000	750	550	350	250	750	750	690	660	450	520		590		180	1000	570	870	250	750	900	640	210	100				
		HOOGTEMETERS B	#	13767	#	300	270	380		473	172	725	750	450		650	700	540	350	250	360	650	400	560	450	520		590		180	500	720	480	250	215	900	197	685	100				
1	1	VERKAMMEN NIK	A	2559	24	90	127	105		75	84	110	114		101	90	101	175	130		100	100		205						60	117	110	123	101	92	100	101	48					
2	2	VERBESTEL Bart	A	2549	29	90	60	71		76	75	73	75	75		78	72	75	175	130		78	77	73	205	78		85		75	100	81	72	123	79	92	87	71	48				
3	3	GALLE Chris	A	1898	18	90	127			80	84	110	114			90	101	175	130		100	100	85						100		110			101		100	101		48				
4	4	QUINTIJN Dimitri	A	1864	18	90	127			80	84				101		101	175	130	94	100	100							100	117		123	101	92			101	48					
5	5	PAUWELS Tim	A	1443	13	90		105					114				101	175	130				85							117	110	123	101	92					48				
6	6	MICHELIS Andy	A	927	9		60	105			80		110				75						100		205				100							92							
7	7	D'HOKER Ruben	A	0	0																																						
				11240																																							
8	1	QUINTIJN Noel	B	2372	27	90	60	71		76	75	73	75	75				75	175	130	73	78	77	73	205	78		85		75		81	72	123	79	92	87	71	48				
9	2	SUYS Jo	B	2004	23	90	60	71		76	75	73	75	75		78		75	175	130		78	77	73	205	78		85		75	60					92	87	71	48				
10	3	MOONS Bart	B	1849	23	90	60	71		76	75	73	75	75			72	75	175	130		78	77	73	205	78		85		75	60	81	72		79		87	71	48				
11	4	WALRAEVENS Werner	B	1601	20	90	60	71		76	75	73	75	75			72	75	175	130		77	73	71	78				75	60		72								48			
12	5	PHILIPS Mario	B	1521	18		60	71				73	75	75		78	72	75	175	130			77	73	78			85			81	72			79	92							
13	6	VAN WASSENHOVE Didier	B	1554	19	90	60	71				73	75	75		78	72	75	175	130	73	78	77	73	71			85		75											48		
14	7	DE BAERE Bart	B	1473	18	90	60	71		76	75	73	75	75		78	72		175	130	73		77			78			75	60								87		48			
15	8	DE BLOCK Freddy	B	1467	17	90					75	73	75			78		75	175	130	73		77			78			60				123	79			87	71	48				
16	9	SCHEERLINCK Peter	B	1250	15	90	60			76	75	73	75	75				75	175	130	73		77	73	78				75	60		72									48		
17	10	GENEFELLO Joris	B	1205	14	90	60	71				73	75	75				75	175	130					78		85		60								87	71					
18	11	DE BAERE Jan	B	1169	13	90		71			75							75	175	130	73	78															87	71	48				
19	12	D'HONDT Gaston	B	1160	13	90												75	175	130			77	73					60		72	123	79			87	71	48					
20	13	GEYSENS Chris	B	895	10	90		71		76			75						175	130				73	78								79						48				
21	14	D'HAENS Bart	B	736	8		60					73							175	130				73	78									79									
22	15	DE SCHUTTER Mario	B	661	9		60	71		76	75								175	130		73	78	77	73	78																	
23	16	SEGERS Oliver	B	636	8	90				76	75	73									73	78	77	73	78																48		
24	17	DE NEYS Kristof	B	501	5													75	175	130	73																				48		
25	18	VAN DEN STEEN Kris	B	305	2														175	130																							
26	19	Van DEN BREMD David	B	73	1							73																															
27	20	DE MOOR Pascal	B	0	0																																						
				22359	0																																						
		TOTAAL		33599	371	18	16	15	0	10	15	17	13	13	0	8	8	17	21	21	9	9	16	16	7	14	0	6	0	9	12	7	11	9	11	8	11	11	16				